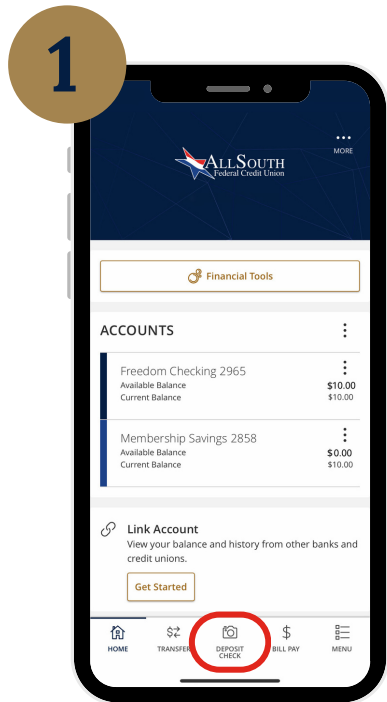
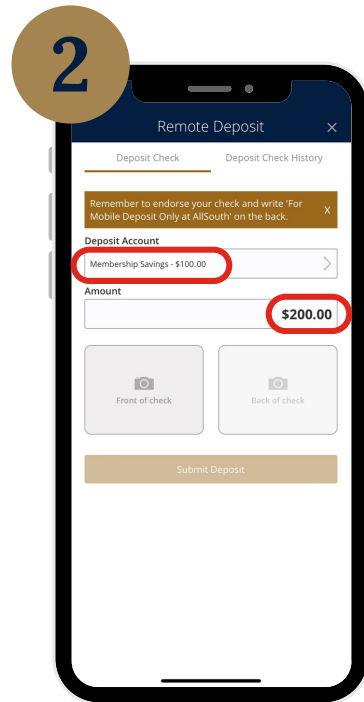


MOBILE DEPOSIT GUIDE

Securely and conveniently deposit checks 24/7 straight from your phone with the AllSouth Mobile Banking App.



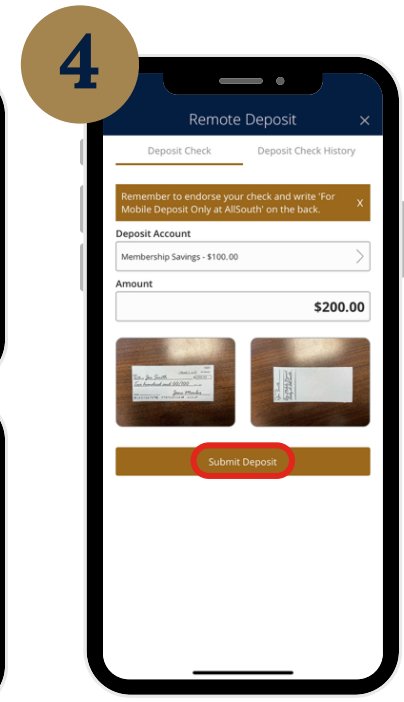
Log in to AllSouth Mobile Banking App and select "Deposit Check."



Select the account where you'd like to deposit your check. Enter the check amount.



Endorse the back of your check and include "For Mobile Deposit Only at AllSouth." Select the camera icon and take pictures of the front and back of your check against a dark background.



Select "Submit Deposit." Your funds will typically be available within two business days.

